



seppi m.®

MULCHING EQUIPMENT SPECIALISTS

HYDRAULIC DRIVE MULCHERS



SMWA skid steer



SMO skid steer



MINIFORST cl



MIDIFORST dt hyd



STARSOIL hyd



STARFORST hyd



SUPERFORST hyd

„Mulchers are a long-term investment.

It is important to us that you remain satisfied with your mulcher.“

SEPPI M. SpA

Our commitment

- > Founded in 1939, we have been manufacturing mulchers since 1971
- > Regardless of the manufacturer or brand, we only choose materials and products that meet our rigorous quality criteria
- > Continuous research and development
- > High quality and optimal service

Your advantages

- > Reliable equipment as the result of years of experience in the sector
- > High quality materials to take on the harshest work conditions and guarantee maximum durability
- > Advanced technology for an investment for the future
- > Consulting and after sales service: You can rely on us!

Rotors & tools



Rotor with flails - optional with Y-flails



Flails or Y-flails/knives
for agriculture and greenspace maintenance
> SMWA skid steer · SMO skid steer



Forestry rotor with swinging hammers



Hammers made of wear-resistant steel;
recommended for work on the soil surface, maintenance of forest and forest roads, and electric lines and pipelines
> MINIFORST cl · MIDIFORST dt hyd



Rotor with fixed hammers



MINI DUO™ with two tungsten carbide tips
are particularly efficient on wood / stumps
> MINIFORST cl · MIDIFORST dt hyd · STARFORST hyd · SUPERFORST hyd

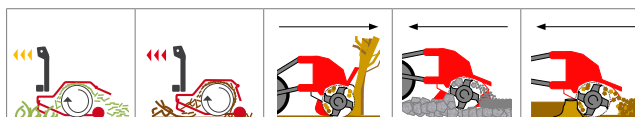
MINI BLADE™ with blade as an option on MINIFORST cl

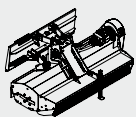


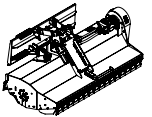


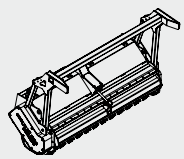


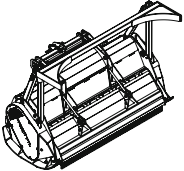


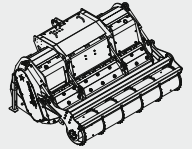


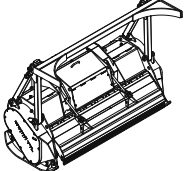


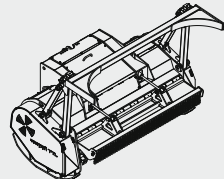


MONO PROTECT™ with a protruding point and four inserts made of tungsten carbide, these hammers are perfect for crushing stones, grinding wood and tilling the soil > STARSOIL



The hammers are protected by the hammer supports;
with our patented system the hammers are easily interchangeable

Hydraulic drive mulchers - an initial overview.



MULCHER	LOADER	GRASS Ø	PRUNINGS Ø	WOOD Ø	STONES Ø	SOIL
 SMWA skid steer 40-150 l/min [11-40 gpm]	 	5 cm [2.0 inch]	5 cm [2.0 inch]			
 SMO skid steer 40-150 l/min [11-40 gpm]	 	7 cm [2.8 inch]	7 cm [2.8 inch]			
 MINIFORST cl 50-240 l/min [13-63 gpm]	 		20 cm [7.9 inch]	20 cm [7.9 inch]		
 MIDIFORST dt hyd 190-400 l/min [50-105 gpm]	 		30 cm [11.8 inch]	30 cm [11.8 inch]		
 STARSOIL hyd 230-500 l/min [61-132 gpm]	 			40 cm [15.8 inch]	30 cm [11.8 inch]	40 cm* [15.8 inch*]
 STARFORST hyd 200-500 l/min [53-132 gpm]	 			40 cm [15.8 inch]		
 SUPERFORST hyd 200-720 l/min [53-190 gpm]	 			50 cm [19.7 inch]		

* and deeper, depending on working conditions

SMWA + SMO skid steer

150-250 bar | 40-150 l/min

Professional greenspace maintenance on compact loaders

The compact mulchers SMWA skid steer and SMO skid steer mulch grass and brush up to 5 cm [2"] and 7 cm [2.8"] in diameter.

These machines are particularly suitable for the maintenance of greenspace. They efficiently cut and mulch grass and light brush. Typical applications are on construction sites, in parks, on roadsides and on farms.

Standard version and characteristics

- > SMWA skid steer mulches wood up to 5 cm [2"]Ø
- > SMO skid steer mulches wood up to 5 cm [2.8"]Ø
- > Working speed 3-10 km/h
- > SAE skid steer attachment interface, floating to follow the contours of the ground
- > Belt transmission
- > Adjustable rear hood with rubber protection
- > Front protection with metal flaps
- > Chassis made of high tensile steel
- > Tempered counterknives
- > Adjustable support roller
- > Standard rotor with flails

Optional configuration and accessories

- > Rotor with Y-flails OPT-030
- > Variable displacement motor with relief valve
- > STOPSAFE™ safety valve
- > Roller scraper
- > Universal attachment for wheel loader



SPECIFICATIONS · SMWA skid steer

	155 cm [61"]	175 cm [69"]	200 cm [79"]
Working width	155 cm [61"]	175 cm [69"]	200 cm [79"]
Overall width	167 cm [66"]	187 cm [74"]	212 cm [83"]
Depth	90 cm [35"]	90 cm [35"]	90 cm [35"]
Height	95 cm [37"]	95 cm [37"]	95 cm [37"]
Weight (base value w/o options)	445 kg [981 lb]	496 kg [1094 lb]	525 kg [1158 lb]
Belts	3	4	4
SMW flails standard	15	18	21
Y-flails (SMW) OPT-030	21	24	30

SPECIFICATIONS · SMO skid steer

	200 cm [79"]
Working width	200 cm [79"]
Overall width	215 cm [83"]
Depth	110 cm [43"]
Height	110 cm [43"]
Weight (base value w/o options)	685 kg [1,510 lb]
Belts	5
SMO flails standard	21
Y-flails (SMO) OPT-030	30

TOOLS · SMWA skid steer



SMW FLAIL
STANDARD



Y-FLAIL (SMW)
OPT-030

TOOLS · SMO skid steer



SMO-FLAIL
STANDARD



Y-FLAIL (SMO)
OPT-030

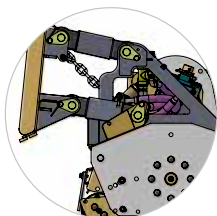
High-performance hydraulic drive

The transmission system of **SMWA skid steer** and **SMO skid steer** adapts to motors with hydraulic flow rates from 40 to 150 l/min. We are offering different variable displacement hydraulic motors with a relief valve.

Your SEPPI M. dealer will help you choose the correct motor for your application.

HYDRAULIC DRIVE

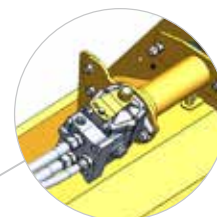
Pressure	150-250 bar [2,175 - 3,625 psi]
Required hydraulic flow	40-150 l/min [10.6 - 39.6 gpm]
Required hydraulic hoses	3 (pressure, return, drainage)
Case drain pressure	max. 1.5 bar



Floating attachment to follow the contours of the ground



STOPSAFE™ safety valve that stops the machine when lifted from the ground (option)



Variable displacement piston motor (option)



Tempered counterknives will give a perfect mulching result



Reinforced bearing

Chassis made of high tensile steel
S420

MINIFORST cl

150-350 bar | 50-240 l/min

MINIFORST cl hydraulic transmission mulchers: compact & powerful for compact loaders

These forestry mulchers for skid steers are suitable for forestry work as well as the most demanding applications in landscaping and maintaining areas in which prunings, stumps and wood must be eliminated.

Assembled on a compact loader, they reach hard-to-access areas with great ease.

Standard version and characteristics

- > Mulches wood up to 20 cm [8"] Ø
- > Working speed 0-5 km/h
- > SAE skid steer attachment interface
- > Belt transmission
- > Pressure gauge
- > Hydraulically operated hood
- > Rear chain protection
- > Chassis made of high tensile steel
- > Tempered counterknives
- > Support skids
- > Standard rotor with MINI DUO fixed hammers

Optional configuration and accessories

- > Forestry rotor with swinging hammers OPT-240
- > Forestry rotor with MINI BLADE fixed knives OPT-380
- > Rotor with SMO hammers OPT-371
- > Mechanical or hydraulic guard frame
- > Electric valve for hood control with controls OPT-158
- > Variable displacement motor with relief valve
- > M-BOOST™ automatic variable displacement motor
- > Tachometer
- > Toothed belt transmission
- > Interface plates for loaders



SPECIFICATIONS				
Working width	150 cm [59"]	175 cm [69"]	200 cm [79"]	
Overall width	181 cm [71"]	206 cm [81"]	231 cm [91"]	
Depth	99 cm [39"]	99 cm [39"]	99 cm [39"]	
Height	86 cm [34"]	86 cm [34"]	86 cm [34"]	
Weight (base value w/o options)	1.055 kg [2,326 lb]	1.140 kg [2,513 lb]	1.265 kg [2,789 lb]	
Belts	5	5	5	
MINI-DUO fixed hammers standard	30	33	36	
Swinging hammers OPT-240	24	29	33	
MINI-BLADE fixed knives OPT-380	30	33	36	
SMO flails OPT-371	15	18	21	



FIXED HAMMER
WITH TIPS MADE OF
TUNGSTEN CARBIDE
STANDARD MINI DUO™



SWINGING
FORESTRY HAMMER
OPT-240



FIXED KNIFE
OPT-380 - MINI BLADE™



SMO FLAIL
OPT-371

High-performance hydraulic drive

M-BOOST

The powerful transmission of the **MINIFORST cl** is compatible with hydraulic systems with flow rates of 50 to 140 l/min and is available with different types of hydraulic motors. The most powerful and efficient motor, the **M-BOOST™** motor, delivers 40% more torque than standard motors.

Your SEPPI M. dealer will help you choose the correct motor for your application.

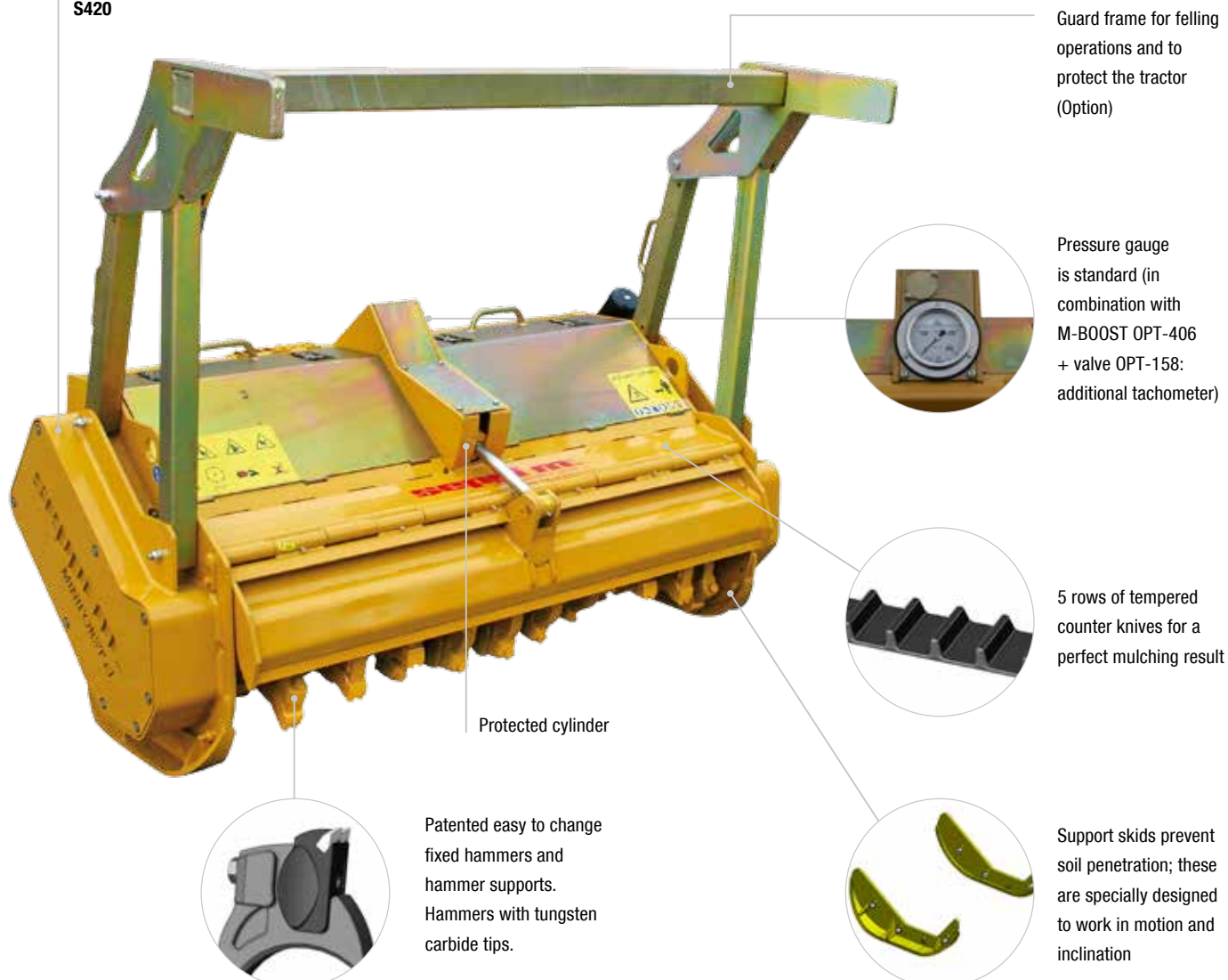
HYDRAULIC DRIVE

Pressure	150-350 bar [2,175 - 5,075 psi]
Required hydraulic flow	50-240 l/min [13.2 - 63.4 gpm]
Required hydraulic hoses	3 (pressure, return, drainage)
Case drain pressure	max. 1.5 bar

REQUIRED HYDRAULIC FITTINGS

Hydraulically operated hood	1 double acting (or OPT-158: electric valve for hood control with controls)
Hydraulic guard frame	1 double acting

Chassis made of
high tensile steel
S420



MIDIFORST dt hyd

150-350 bar | 190-400 l/min

SEPPI M.'s most classic forestry mulcher: the powerful MIDIFORST dt hyd

This mulcher has proven itself over the years. The frame and hood, built completely in wear-resistant steel, are equipped with counter knives that optimize mulching results.

The powerful rotor, with its forestry hammers and double drive, mulches bushes and wood of up to 30cm in diameter. It is also available with tungsten carbide tip hammers on request. There are different types of guard frames to choose from for felling operations and to protect the tractor.

Standard version and characteristics

- > Mulches wood up to 30 cm [12"] Ø
- > Working speed 0-5 km/h
- > Cat. 2 3-point linkage or universal attachment interface
- > Dual side belt transmission
- > Hydraulically operated hood
- > Chain protection
- > Chassis made of high tensile steel
- > Tempered counterknives
- > Supporting skids
- > Standard rotor with swinging forestry hammers

Optional configuration and accessories

- > Forestry rotor with fixed hammers MINI DUO OPT-228
- > Forestry rotor with swinging hammers OPT-193
- > Mechanical or hydraulic guard frame
- > Hydraulic block with pressure relief valve and internal hoses
- > Hydraulic motors with relief valve
- > M-BOOST™ automatic variable displacement motors
- > Toothed belt transmission
- > Interface plates for loaders



SPECIFICATIONS

	200 cm [79"]	225 cm [89"]	250 cm [98"]
Working width	200 cm [79"]	225 cm [89"]	250 cm [98"]
Overall width	233 cm [92"]	258 cm [102"]	283 cm [111"]
Depth	128 cm [50"]	128 cm [50"]	128 cm [50"]
Height	115 cm [45"]	115 cm [45"]	115 cm [45"]
Weight (base value w/o options)	1.650 kg [3,640lb]	1.970 kg [4,340lb]	2.190 kg [3,830lb]
Belts	2 x 5	2 x 5	2 x 5
Swinging hammers standard	33	38	42
MINI DUO fixed hammers OPT-228	44	48	52
Swinging hammers OPT-193	33	38	42



SWINGING
FORESTRY HAMMER
STANDARD



FIXED HAMMER
WITH 2 TIPS MADE OF
TUNGSTEN CARBIDE
OPT-228 · MINI DUO™



SWINGING HAMMER
WITH 3 TIPS MADE OF
TUNGSTEN CARBIDE
OPT-193

High-performance hydraulic drive

M-BOOST

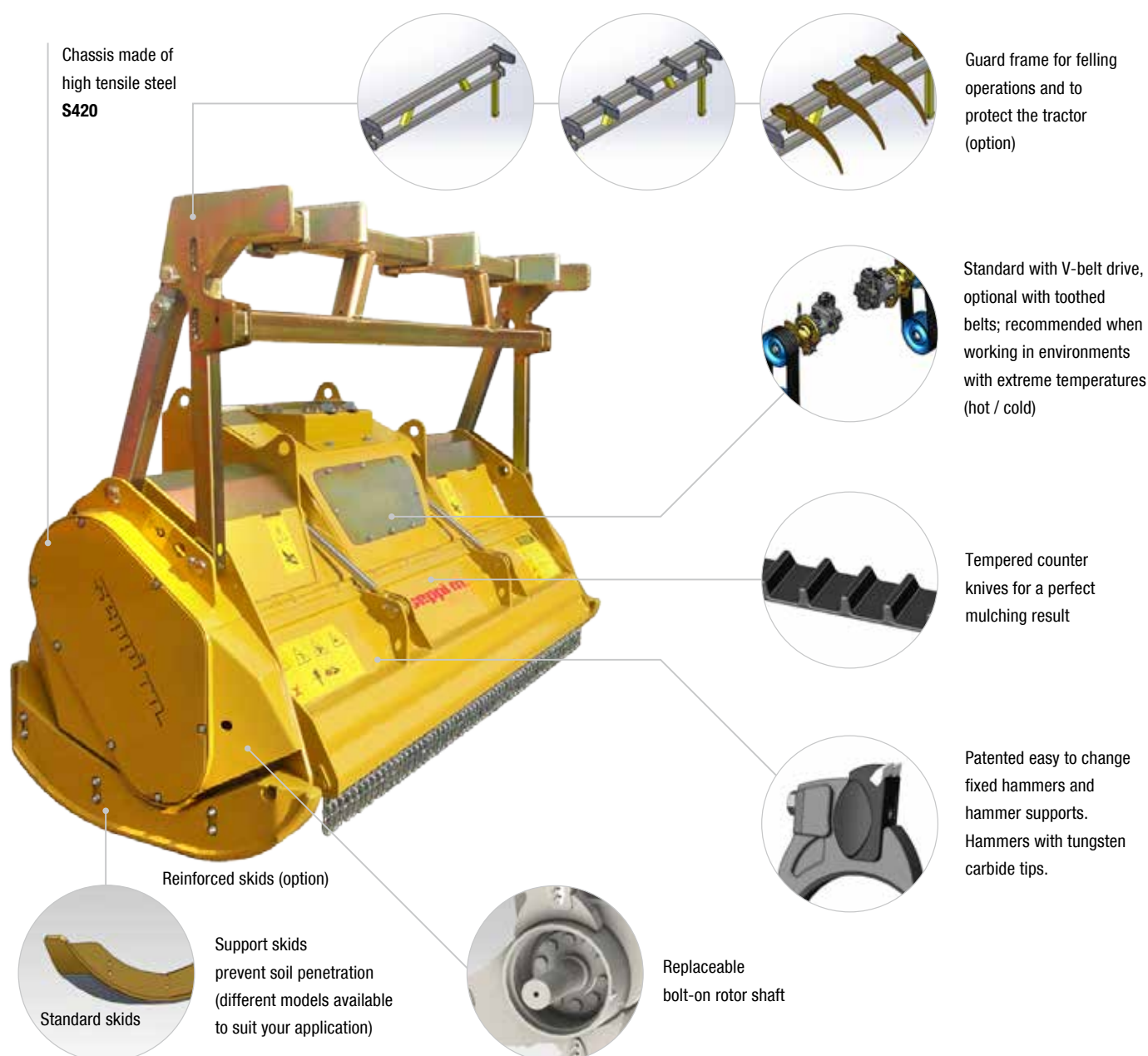
The powerful **MIDIFORST dt hyd** with double drive is compatible with tractors with hydraulic flow rates between 190 and 400 l/min and is available with different types of hydraulic motors. The most powerful and efficient, the M-B00ST™ motor, delivers 40% more torque than standard motors. Your SEPPI M. dealer will help you choose the correct motor for your application.

HYDRAULIC DRIVE

Pressure	150-350 bar [2,175 - 5,075 psi]
Required hydraulic flow	190-400 l/min [50.2 - 105.7 gpm]
Required hydraulic hoses	3 (pressure, return, drainage)
Case drain pressure	max. 5 bar

REQUIRED HYDRAULIC FITTINGS

Hydraulically operated hood	1 double acting
Hydraulic guard frame	1 double acting



STARSOIL hyd

250-350 bar | 230-500 l/min

The most innovative development among all of the SEPPI M. hydraulic mulchers: STARSOIL hyd - stone crusher and forestry tiller all in one

It can carry out multiple jobs: crushing stones, recycling materials, stabilizing terrain, re-building and servicing roads, mulching wood... This versatile tiller has a innovative gear transmission system. Integrated cooling protects it from overheating during continuous work on stone and soil. Rotor speed can be easily regulated from the tractor cab. STARSOIL can be equipped with a compacting roller or guard frame, both with hydro-pneumatic levelling.

Standard version and characteristics

- > Crushes stones up to 30 cm [12"] Ø, mulches wood up to 40 cm [16"] Ø
- > Tills the soil as deep as 40 cm [16"] and deeper, depending on working conditions
- > Working speed 0-5 km/h
- > Universal attachment interface
- > Dual side parallel gear transmission with integrated cooling circuit
- > Control panel to switch the engine speed and to monitor and control oil temperature
- > Hydraulically operated hood
- > Chain protection
- > Chassis made of wear-resistant steel with internal replaceable plates
- > Tempered counterknives, anvil bar and crushing grid
- > Narrow in-depth skids
- > Rotor with combination of fixed hammers
MONO PROTECT and MONO EXTREME

Optional configuration and accessories

- > Hydraulically operated compacting roller
- > Hydraulic guard frame
- > Hydraulic block with pressure relief valve and internal hoses
- > M-BOOST™ automatic variable displacement motors and electrical control
- > Interface plates for loaders
- > Support skids

* Roller and guard frame not available in combination



SPECIFICATIONS

	225 cm [88"]	250 cm [98"]
Working width	225 cm [88"]	250 cm [98"]
Overall width	255 cm [100"]	280 cm [110"]
Depth	140 cm [55"]	140 cm [55"]
Depth with roller	207 cm [81"]	207 cm [81"]
Height	134 cm [53"]	134 cm [53"]
Weight (base value w/o options)	2.875 kg [6,340 lb]	3.000 kg [6,615"]
Weight with roller (base value)	3.300 kg [7,300 lb]	3.450 kg [7,600"]
Spur gears	2 x 5	2 x 5
Fixed hammers	4+38+4	4+42+4



FIXED HAMMER
WITH TIPS MADE OF
TUNGSTEN CARBIDE
MONO PROTECT™



LATERAL FIXED HAMMERS
WITH TIPS MADE OF
TUNGSTEN CARBIDE
MONO EXTREME™

High-performance hydraulic drive

M-BOOST

The **STARSOIL hyd** is a versatile machine with double drive and powerful motors that is compatible with tractors with hydraulic flow rates between 230 and 500 l/min. You can choose from two M-BOOST™ motors that offer 40% more torque than standard motors.

The number of revolutions can be modified from the instrument panel (slow for stones and soil, fast for wood).

Your SEPPi M. dealer will help you choose the correct motor for your application.

HYDRAULIC DRIVE

Pressure	250-350 bar [3,625 - 5,075 psi]
Required hydraulic flow	230-500 l/min [60.8 - 132.1 gpm]
Required hydraulic hoses	3 (pressure, return, drainage)
Case drain pressure	max. 5 bar

REQUIRED HYDRAULIC FITTINGS

Hydraulically operated hood	1 double acting
Hydraulic guard frame or roller	1 double acting



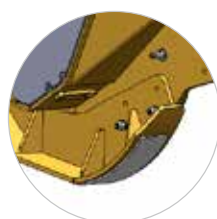
Transmission concept with spur gear motor, especially slim and space saving (integrated cooling)




Control panel to switch the engine speed and to monitor and control oil temperature



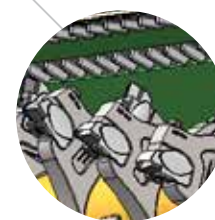
Guard frame for felling operations and to protect the tractor (option)



Narrow in-depth skids are standard. Optional skids which are suitable for working on the surface



Chassis made of high tensile and wear-resistant steel with replaceable plates **AR400**



Rotor: combination of fixed hammers with tungsten carbide tips and anti-wear hammer support; tempered counter-knives for a perfect mulching result



Adjustable anvil bar & crushing grid to adjust the degree of mulching

Hydraulically operated compacting roller for depth control, may also be used as guard frame incl. roller scraper (option)

STARFORST hyd

200-350 bar | 200-500 l/min

STARFORST hyd is a compact mulcher of the highest performance classes

This machine features an aggressive rotor with efficient tungsten carbide tipped hammers. The exposed position of the rotor makes it easier to grasp material.

STARFORST is ideal for forestry management, cleaning after felling operations and power line maintenance. It mulches wood up to 40 cm [16 inch] in diameter. There are different types of guard frames to choose from for felling operations and to protect the tractor.

Standard version and characteristics

- > Mulches wood up to 40 cm [16"] Ø
- > Working speed 0-5 km/h
- > Universal attachment interface
- > Dual side belt transmission
- > Hydraulically operated hood
- > Chain protection
- > Chassis made of high tensile steel
- > Tempered counterknives
- > Supporting skids
- > Rotor with fixed hammers
MINI DUO

Optional configuration and accessories

- > Mechanical or hydraulic guard frame
- > Hydraulic block with pressure relief valve and internal hoses
- > Motors with relief valve
- > M-BOOST™ automatic variable displacement motors
- > Toothed belt transmission
- > Interface plates for loaders



SPECIFICATIONS			
Working width	200 cm [79"]	225 cm [89"]	250 cm [98"]
Overall width	246 cm [97"]	271 cm [107"]	296 cm [117"]
Depth	140 cm [55"]	140 cm [55"]	140 cm [55"]
Height	115 cm [45"]	115 cm [45"]	115 cm [45"]
Weight (base value w/o options)	2.640 kg [5,820lb]	2.760 kg [6,085lb]	2.920 kg [6,440lb]
Belts	2 x 5	2 x 5	2 x 5
MINI-DUO fixed hammers	44	48	56



FIXED HAMMER
WITH 2 TIPS MADE OF
TUNGSTEN CARBIDE
STANDARD · MINI DUO™

High-performance hydraulic drive

M-BOOST

The powerful **STARFORST hyd** with double drive adapts to tractors with hydraulic flow rates between 200 and 500 l/min. The mulcher is available with different types of hydraulic motors. The powerful and efficient M-BOOST motor delivers 40% more torque than standard motors.

Your SEPPI M. dealer will help you choose the correct motor for your application.

HYDRAULIC DRIVE

Pressure	200-350 bar [3,000 - 5,075 psi]
Required hydraulic flow	200-500 l/min [52.8 - 132.1 gpm]
Required hydraulic hoses	3 (pressure, return, drainage)
Case drain pressure	max. 5 bar

REQUIRED HYDRAULIC FITTINGS

Hydraulically operated hood	1 double acting
Hydraulic guard frame	1 double acting

Chassis made of high tensile steel **S420**


Guard frame for felling operations and to protect the tractor (option)

Standard with V-belt drive; optional with toothed belts, recommended when working in environments with extreme temperatures (hot / cold)

Tempered counter-knives for a perfect mulching result

Replaceable bolt-on rotor shaft

Patented easy to change fixed hammers and hammer supports. Hammers with tungsten carbide tips.



SUPERFORST hyd

200-350 bar | 290-720 l/min

High-performance mulcher for the most demanding challenges

SUPERFORST is the mulcher par excellence among the SEPPi M. hydraulic drive forestry mulchers. The powerful rotor with fixed hammers and hard metal tips has a double drive. It is also available with swinging hammers on request. The frame and hood, completely in wear-resistant steel, are equipped with counterknives that optimise results. It mulches wood up to 50 cm [20 inch] in diameter and is a strong partner during and after harvest. There are different types of guard frames to choose from for felling operations and to protect the tractor.

Standard version and characteristics

- > Mulches wood up to 50 cm [20"] Ø
- > Working speed 0-5 km/h
- > Universal attachment interface
- > Dual side belt transmission
- > Hydraulically operated hood
- > Chain protection
- > Chassis made of high tensile steel
- > Tempered counterknives
- > Supporting skids
- > Standard rotor with fixed hammers MINI DUO

Optional configuration and accessories

- > Rotor with swinging hammers
- > Mechanical or hydraulic guard frame
- > Hydraulic block with pressure relief valve and internal hoses
- > Motor with relief valve
- > M-BOOST™ automatic variable displacement motors
- > Toothed belt transmission
- > Interface plates for loaders



SPECIFICATIONS

	225 cm [89"]	250 cm [98"]
Working width	225 cm [89"]	250 cm [98"]
Overall width	269 cm [106"]	294 cm [116"]
Depth	140 cm [55"]	140 cm [55"]
Height	125 cm [49"]	125 cm [49"]
Weight (base value w/o options)	3.700 kg [8,159 lb]	4.000 kg [8,820 lb]
Belts	2 x 5	2 x 5
MINI-DUO fixed standard hammers	48	54
Swinging hammers OPT-193	42	45



FIXED HAMMER
WITH 2 TIPS MADE OF
TUNGSTEN CARBIDE
STANDARD · MINI DUO™



SWINGING HAMMER
WITH 4 TIPS MADE OF
TUNGSTEN CARBIDE
OPT-193

High-performance hydraulic drive

M-BOOST

High performance **SUPERFORST hyd** mulchers with double drive are compatible with tractors with hydraulic flow rates of up to 720 l/min and are available with different types of hydraulic motors. The powerful and efficient the M-BOOST™ motor delivers 40% more torque than standard motors.


Your SEPPI M. dealer will help you choose the correct motor for your application.

HYDRAULIC DRIVE

Pressure	200-350 bar [3,000 - 5,075 psi]
Required hydraulic flow	200-720 l/min [52.8 - 190.2 gpm]
Required hydraulic hoses	3 (pressure, return, drainage)
Case drain pressure	max. 5 bar

REQUIRED HYDRAULIC FITTINGS

Hydraulically operated hood	1 double acting
Hydraulic guard frame	1 double acting





You Tube www.youtube.com/seppimulcher

